

Advanced Materials**Araldite® 2080-05****Structural Adhesives****Araldite® 2080-05****Low odour toughened acrylic adhesive system****Key properties**

- Low odour
- Non-flammable
- Snap-curing
- High strength
- High flexibility

Description

Araldite 2080-05 is a fast curing, non-flammable two-part acrylic adhesive providing high strength and high flexibility with very low odour. It is a multipurpose adhesive with an open time of 5 minutes for rapid assembly operations on a wide range of substrates.

Product data

Properties	Resin	Hardener	Mixed adhesive
Colour (visual)	Off white	Light grey	Beige
Specific gravity	1.02	1.38	ca. 1.04
Viscosity at 25°C (Pa.s)	25 - 45	60 - 90	non-sagging
Pot life (20 gr. at 25°C)	-	-	5 - 7 minutes
Lap shear strength at 25°C			> 20 MPa
Time to peak exotherm (20gr)	-	-	7 - 8 minutes

Processing**Pretreatment**

The strength and durability of a bonded joint are dependent on proper pretreatment of the surfaces to be bonded; however acrylic adhesives can be used effectively with little surface preparation. Ideally joint surfaces should be cleaned with a good degreasing agent such as acetone, iso-propanol (for plastics) or other proprietary degreasing agents in order to remove all traces of oil, grease and dirt. Low grade alcohol, gasoline (petrol) or paint thinners should never be used. The strongest and most durable joints are obtained by either mechanically abrading or chemically etching ("pickling") the degreased surfaces.

Mix ratio	Parts by weight	Parts by volume
Resin	100	100
Hardener	13.5	10

Application of adhesive

This system is available in cartridges incorporating mixers and can be applied as ready to use adhesive with the aid of the tool recommended by Huntsman Advanced Materials.

The resin/hardener mix may be applied manually or robotically to the pretreated and dry joint surfaces. Huntsman's technical support group can assist the user in the selection of a suitable application method as well as suggest a variety of reputable companies that manufacture and service adhesive dispensing equipment.

A layer of adhesive 0.25 mm thick will normally impart the greatest lap shear strength to the joint. The joint components should be assembled and secured in a fixed position as soon as the adhesive has been applied.

Warning: the cure reaction can generate a high amount of heat, it is not recommended to mix large amounts of material at room temperature.

For more detailed explanations regarding surface preparation and pretreatment, adhesive joint design, and the dual cartridge dispensing system, visit www.aralditeadhesives.com.

Equipment maintenance

All tools should be cleaned with hot water and soap before adhesives residues have had time to cure. The removal of cured residues is a difficult and time-consuming operation.

If solvents such as MEK are used for cleaning, operatives should take the appropriate precautions and, in addition, avoid skin and eye contact.

Typical times to minimum shear strength on sandblasted aluminium / contact pressure

Temperature	°C	23°C
Cure time to reach	hours	
LSS > 1MPa	minutes	< 10
Cure time to reach	hours	
LSS > 10MPa	minutes	<15

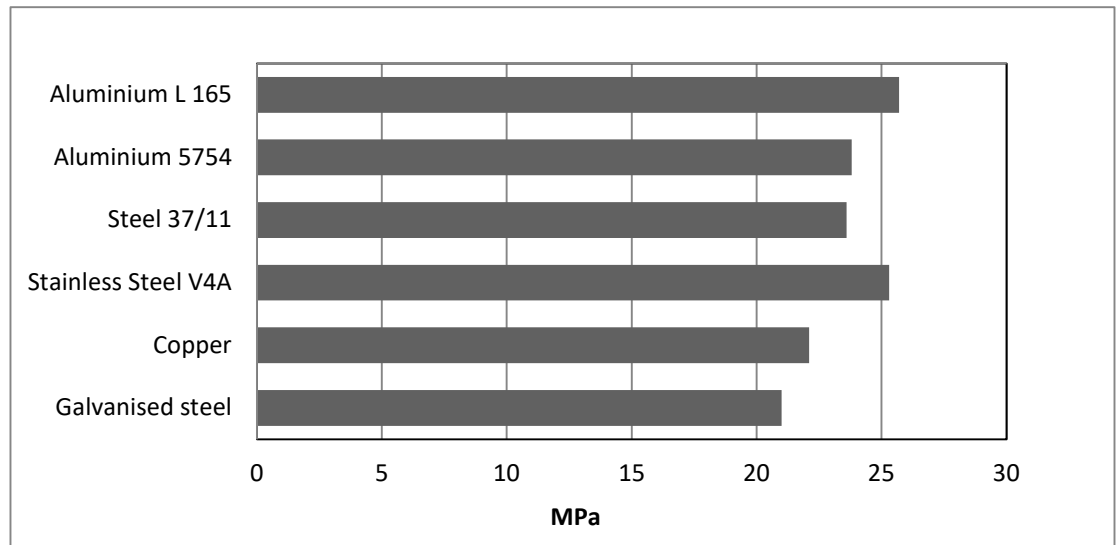
Typical cured properties

Unless otherwise stated, the figures given below were all determined by testing standard specimens made by lap-jointing 114 x 25 x 1.6 mm strips. The joint area was 12.5 x 25 mm in each case.

The figures were determined with typical production batches using standard testing methods. They are provided solely as technical information and do not constitute a product specification.

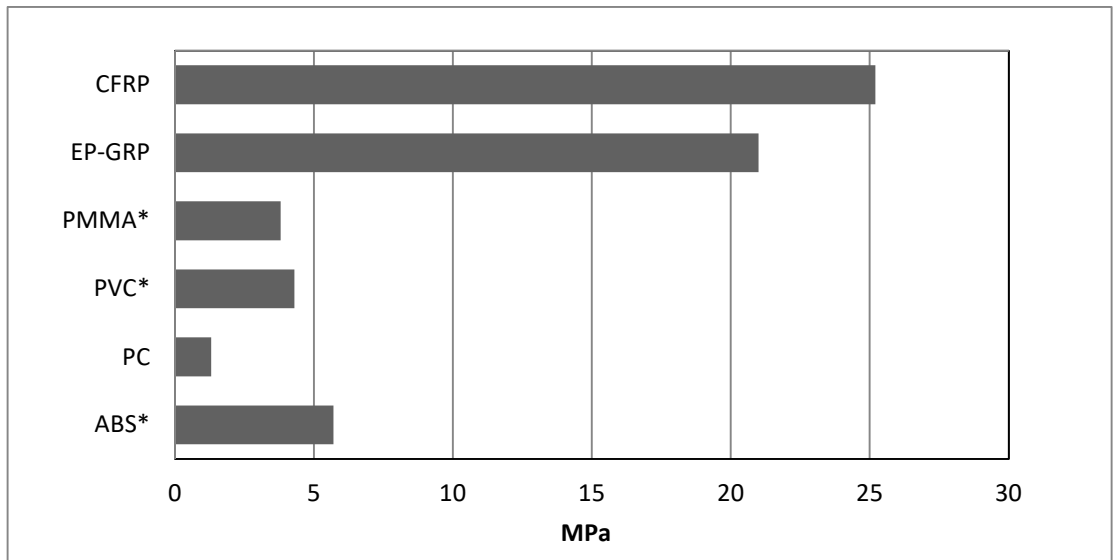
Average lap shear strengths of typical metal-to-metal joints (ISO 4587) (typical average values)

Cured for 24 hours at RT and tested at 23°C, metals sandblasted and degreased with acetone.



Average lap shear strengths of typical plastic-to-plastic joints (ISO 4587) (typical average values)

Cured for 24 hours at RT and tested at 23°C. Plastics abraded and degreased with isopropanol.



(*) : PMMA, PVC, ABS, substrate failure observed.

Glass Transition Temperature (DMA) (Typical average values) Cure 7 days at RT

Onset 55°C

Midpoint 95°C

Tensile Properties (ISO 527) (Typical average values) Cure 7 days at RT and test at 23°C

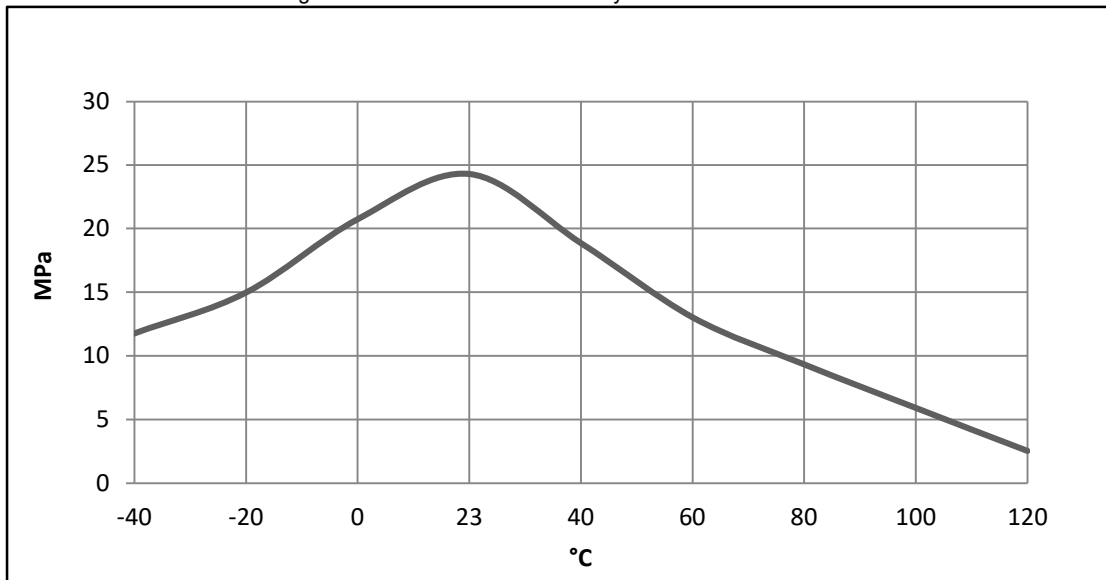
Tensile Strength	25 MPa
Tensile Modulus	1190 MPa
Elongation at break	ca. 85%

Roller Peel Strength (Typical average values) Cure 7 days at RT

Sandblasted Aluminium L165 7.7 N/mm

Lap shear strength versus temperature (ISO 4587) (typical average values)

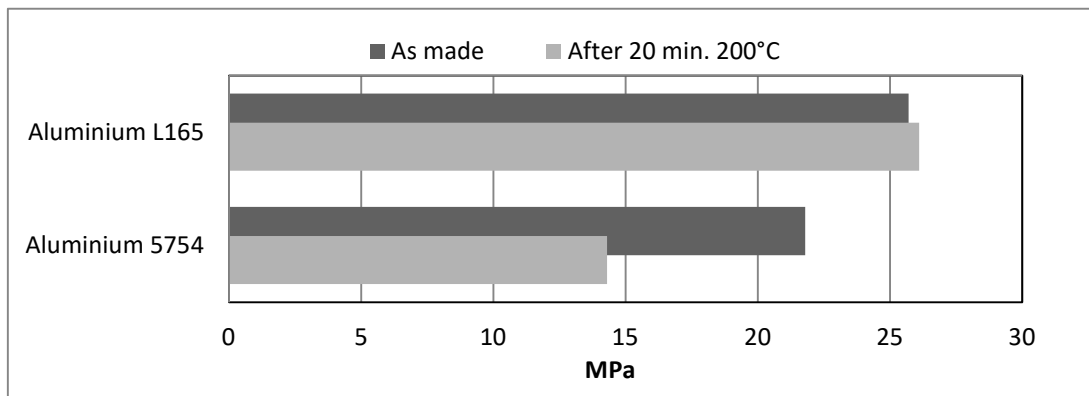
Substrates sandblasted and degreased with acetone. Cure: 7 days at RT.



Lap shear strength after coating post-cure cycle at 200°C (typical average values)

Cure: 7 days at RT. Test at 23°C. Substrates sandblasted and degreased with acetone.

Ageing with a simulated coating post-cure cycle of 20 minutes at 200°C in a oven. Test performed at 23°C.

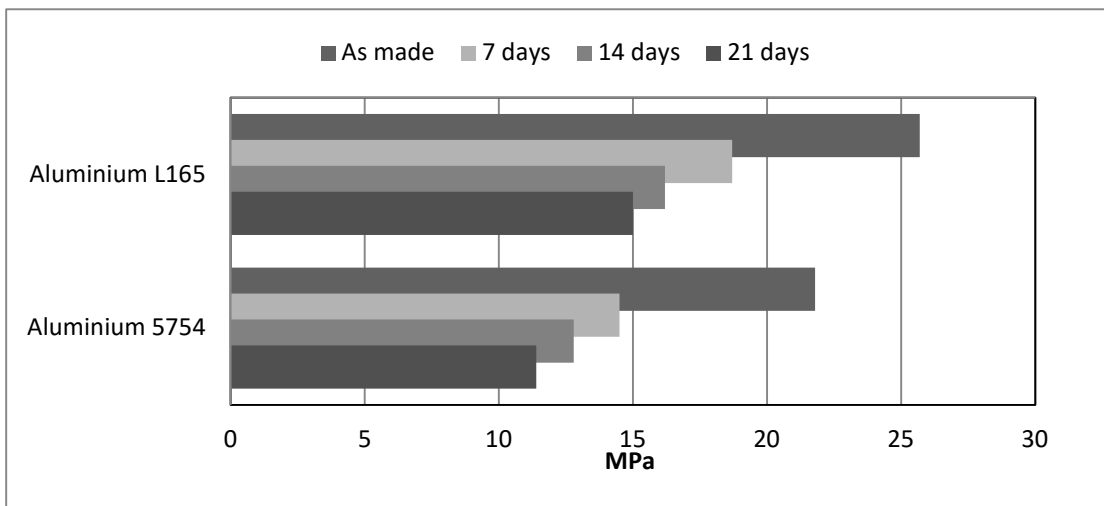


Lap shear strength versus cataplasma ageing (typical average values)

Cure: 7 days at RT. Test at 23°C. Substrates sandblasted and degreased with acetone.

Cataplasma ageing according to ISO 9142/E2 (x days 70°C in soaked cotton / 15 hours -20°C / 24 hours recovery).

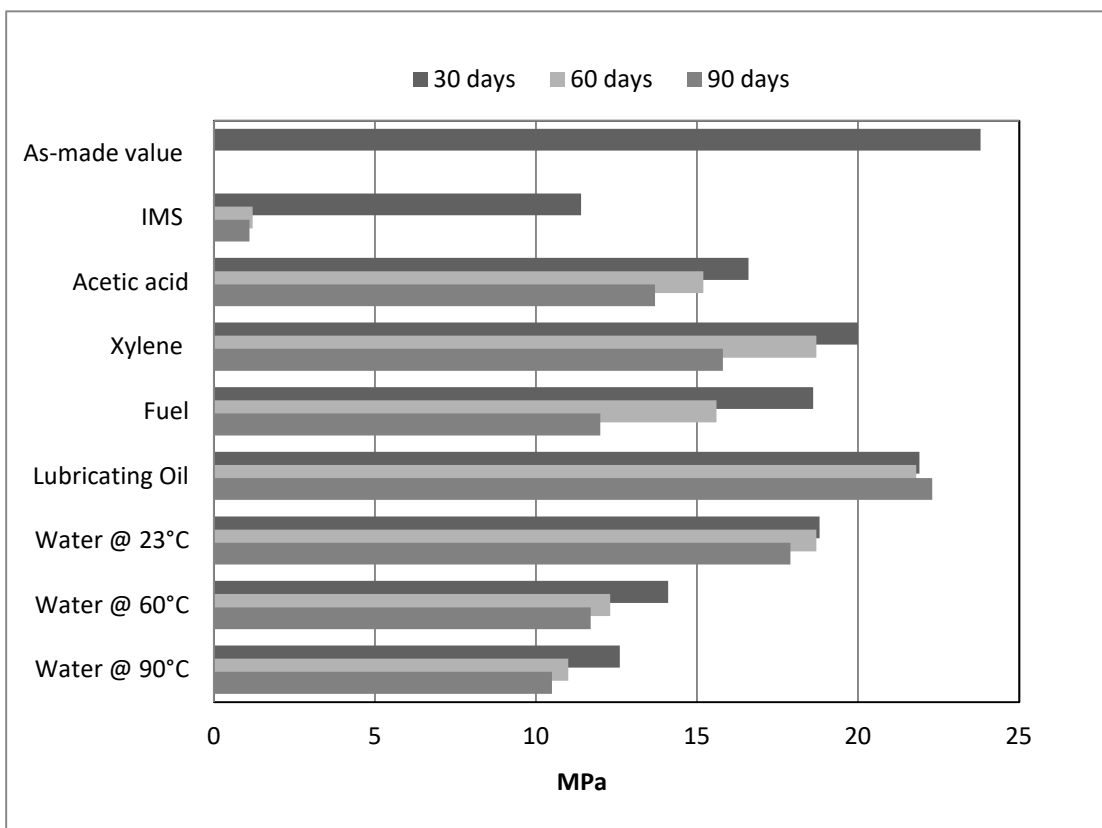
Test: at 23°C.



Lap shear strength versus immersion in various media (ISO4587) (typical average values)

On aluminium, pretreatment: sandblasting. Cure: 7 days at RT. Tested at 23°C.

LSS was determined after immersion for 30, 60 days at 90 days at 23°C.



Storage

Araldite 2080-05 may be stored during 18 months at 2 – 8°C provided the components are stored in the original sealed containers. The expiry date is indicated on the packaging.

The product may be placed at room temperature before use, the total time at room temperature should not exceed 6 months. Long term exposure above 25°C will reduce the shelf life of the product.

Handling precautions

Caution

Our products are generally quite harmless to handle provided that certain precautions normally taken when handling chemicals are observed. The uncured materials must not, for instance, be allowed to come into contact with foodstuffs or food utensils, and measures should be taken to prevent the uncured materials from coming in contact with the skin, since people with particularly sensitive skin may be affected. The wearing of impervious rubber or plastic gloves will normally be necessary; likewise, the use of eye protection. The skin should be thoroughly cleansed at the end of each working period by washing with soap and warm water. The use of solvents is to be avoided. Disposable paper - not cloth towels - should be used to dry the skin. Adequate ventilation of the working area is recommended. These precautions are described in greater detail in the Material Safety Data sheets for the individual products and should be referred to for fuller information.



Huntsman Advanced Materials warrants only that its products meet the specifications agreed with the user. Specified data are analysed on a regular basis. Data which is described in this document as 'typical' or 'guideline' is not analysed on a regular basis and is given for information purposes only. Data values are not guaranteed or warranted unless if specifically mentioned.

The manufacture of materials is the subject of granted patents and patent applications; freedom to operate patented processes is not implied by this publication.

While all the information and recommendations in this publication are, to the best of Huntsman Advanced Material's knowledge, information and belief, accurate at the date of publication, **nothing herein is to be construed as a warranty, whether express or implied, including but without limitation, as to merchantability or fitness for a particular purpose. In all cases, it is the responsibility of the user to determine the applicability of such information and recommendations and the suitability of any product for its own particular purpose.**

The behaviour of the products referred to in this publication in manufacturing processes and their suitability in any given end-use environment are dependent upon various conditions such as chemical compatibility, temperature, and other variables, which are not known to Huntsman Advanced Materials. It is the responsibility of the user to evaluate the manufacturing circumstances and the final product under actual end-use requirements and to adequately advise and warn purchasers and users thereof.

Products may be toxic and require special precautions in handling. The user should obtain Safety Data Sheets from Huntsman Advanced Materials containing detailed information on toxicity, together with proper shipping, handling and storage procedures, and should comply with all applicable safety and environmental standards.

Hazards, toxicity and behaviour of the products may differ when used with other materials and are dependent on manufacturing circumstances or other processes. Such hazards, toxicity and behaviour should be determined by the user and made known to handlers, processors and end users.

Except where explicitly agreed otherwise, the sale of products referred to in this publication is subject to the general terms and conditions of sale of Huntsman Advanced Materials LLC or of its affiliated companies including without limitation, Huntsman Advanced Materials (Europe) BVBA, Huntsman Advanced Materials Americas Inc., Huntsman Advanced Materials (UAE) FZE, Huntsman Advanced Materials (Guangdong) Company Limited, and Huntsman Advanced Materials (Hong Kong) Ltd.

Huntsman Advanced Materials is an international business unit of Huntsman Corporation. Huntsman Advanced Materials trades through Huntsman affiliated companies in different countries including but not limited to Huntsman Advanced Materials LLC in the USA and Huntsman Advanced Materials (Europe) BVBA in Europe.

All trademarks mentioned are either property of or licensed to Huntsman Corporation or an affiliate thereof in one or more, but not all, countries.

Copyright © 2020 Huntsman Corporation or an affiliate thereof. All rights reserved

**Huntsman Advanced Materials
(Switzerland) GmbH**
Klybeckstrasse 200
CH - 4057 Basel
Switzerland

Tel: +41 (0)61 299 11 11
Fax: +41 (0)61 299 11 12

www.aralditeadhesives.com